

## LEVEL 7:

Improve your skill by searching the listed rubrics in the repertories using Quick Repertorisation.

**PRACTICE THESE EXAMPLES AS THEY ARE EXTREMELY IMPORTANT FOR YOU TO GET THE MOST OUT OF THE SOFTWARE FEATURES.**

### Quick Repertorisation:

This feature is mainly designed for instantaneous repertorisation.

1. You can record symptoms without having to open any repertory.
2. View the Rep table simultaneously while entering and recording the symptoms.
3. You can apply the various symptom options and remedy options on the right click.
4. You can apply the drug filter and repertorisation strategies.

To search Type in just the key words in the query box.

The Symptom which include all the 'Key words' will be recorded from any of the 29 repertories in the repertorisation table.

### Advantages:

1. The symptom recorded will be the one which has maximum remedies for that symptom thus taking into consideration all the remedies for that symptom.
2. The program will search in all the '29' repertories, and hence few symptoms will be recorded from 'Complete', some from 'Kent', others from 'Knerr' and so on, thus you will not miss out on any symptom if not present in one repertory.
3. While you feed in the keywords as the singular form, the program will consider even its plural form and record the symptom for you, for e.g. If you give 'desire sweet', it will look out for 'desires' and 'sweets' also and record the rubric wherever available with maximum remedies, thus you don't miss out on authors language.

Let us work with some examples which will help you to use this feature more efficiently.

Type in the following words in the Quick repertorisation, Query box and then click on 'Record' or press the 'Enter key' on the keyboard.

1. Type in 'Anxiety' 'before' 'Menses' & click on 'Record' (recorded from 'Complete Mind')

2. Type in 'Diarrhoea' 'Morning' and click on 'Record' (symptom recorded from 'Kent Rectum')

3. Type in 'Chilly' (Symptom recorded from 'Boger Generalities')

4. Type in 'Weakness' 'from' 'Exertion' (Symptom recorded from 'Complete Generalities')

5. Type in 'Pain' 'Shoulder' (Symptom recorded from 'Kent Extremity Pain')

6. Type in 'Urine' 'Bloody' (Symptom recorded from 'Knerr Urinary symptoms')

7. Type in 'High' 'Blood' 'Pressure' (Symptom recorded from 'Phatak')

#### How to improve the symptom recording?

1. If you wish, you can restrict the recording of a symptom to a particular repertory and a particular chapter.

(By default Quick Rep records a rubric which contains maximum remedies for that symptom.)

Take the example of 'Anxiety before menses' which generally would be recorded from 'Complete repertory' (since it contains maximum remedies (23).)

Now say you want to record this symptom from the 'Kent Repertory'.

Type in the key words - From 'Select Repertory' Select 'Kent' - Now,

Click on, 'Record'.

**Homopath Classic M.D. - [Quick Repertorisation]**

Patient Repertory Search Extract MatMed Edit View Utilities M.D. Info Homopath Family Window Help

**Quik Repertorise of Speed Case** Reg No. : Visit Date : 18/10/2005

Search Words: Query (Enter Only Main Keywords) Alternate Rubrics

Anxiety Menses before

Select Repertory: Kent

Record

Repertorisation: Normal

ClipBoards

Remedy Name	Cooc	Graph	Iga	Nat-m	Nit-ac	Nux-v	Stann	Sulph	Acon	Am-c	Ca
Totally	2	2	2	2	2	2	2	2	1	1	1
Symptoms Covered	1	1	1	1	1	1	1	1	1	1	1
[KT] [Mind]Anxiety:Menses:Before:	2	2	2	2	2	2	2	2	1	1	1

The symptom 'Anxiety before menses', with 19 remedies gets recorded from the Kent Repertory.

2. In case you are not satisfied with the rubric recorded.

Right Click on the recorded rubric, for

a. All repertories:

Click on 'All repertories' to view symptom from other repertories & then record from there.

For e.g.: Consider 'Urination Painful'

The symptom gets recorded from 'Boenninghausen Urine' – 'Micturation urination painful'

Now right click on this symptom and give the option 'All Repertories'



This option will thus help you to improve your search, and help you consider other symptoms specific to the patient.

**b. Cross-ref:**

Right click on the recorded symptom to view the CR wherever available.

For e.g.: Consider 'Wildness'

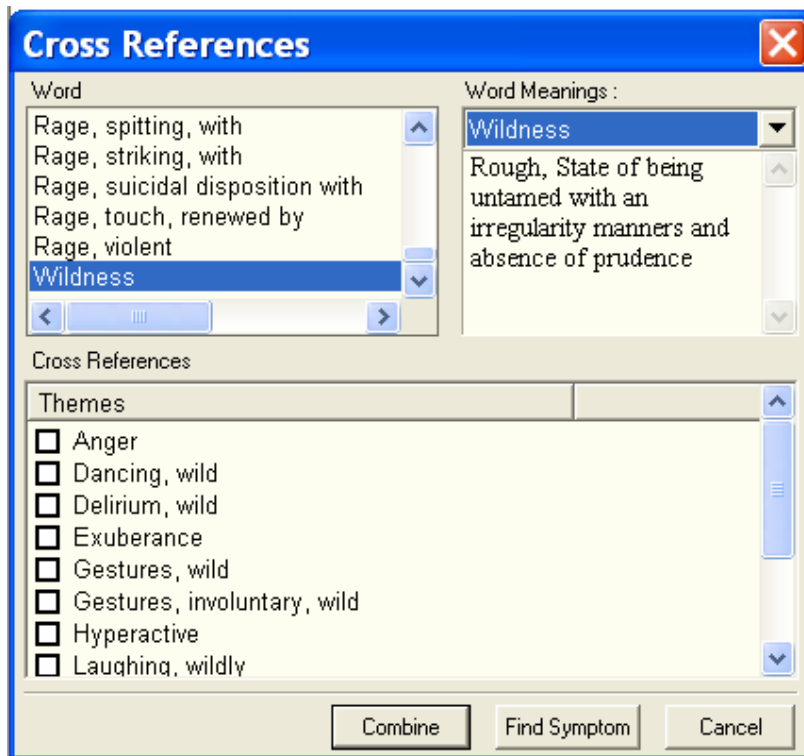
The symptom gets recorded from 'Kent Mind' – 'Violent, vehement etc'. (See wildness)

Now right click on this symptom and click the option 'Cross Reference'.

Remedy Name	Totality	Nux-v	Sulph	Bell	Ganth	Cham
[BN] [Urine]Micturition:Urination:Painful:	7	6	5	5	5	
[KT] [Mind]Violent,vehement,etc. (see anger,rage)	2	2	2	2	2	
	4	4	2	4	3	
	3	2	3	1	2	

Choose 'Wildness' from this list.

You will be presented with all the cross-ref like 'Anger', 'Gestures Wild', 'Rage' etc.



Select the symptom and click on **Find Symptom**.

Directly jump to any of these symptoms in the repertory screen to record it.

Thus **cross-references** will make you think of more rubrics that can be considered.

#### [c. Synonyms / Similar words:](#)

Similarly **Right click** on a recorded symptom to view the **Synonyms / Similar words** where ever available to improve symptom recording.

#### [d. Themes:](#)

Consider **'Contradiction intolerant'** (The symptom gets recorded complete mind.)

**Right click** on the symptom to get the **'Themes'**.

Symptoms Covered	3	3	3	3	3
[BN] [Urine]Micturition:Urination:Painful:	4	4	2	4	3
[KT] [Mind]Violent,vehement,etc. (see anger,rage	3	2	3	1	2
[C] [Mind]Contradiction:Intolerant of:			1	1	1

- All Repertories
- Open Chapter
- Cross Reference
- Synonyms
- Themes
- Symptom List

You will be presented with lots of thematic symptoms for this rubric (which you would have other wise missed) thereby which can improve your symptom recording

**[e. Delete symptom:](#)**

In case you need to delete a recorded symptom go to right click on any recorded symptom for 'Symptom List' and from there 'Delete' the desired symptom.

**Please Note:** Though all of the above features are available at different places in the software, we have also provided you with these options here, so that it becomes easier for you to record without actually having to go out of this screen.

**Some of the common difficulties faced by the user while using this feature!**

Follow these simple rules while forming queries:

1. One of the commonest mistakes made while typing in the query is to include the 'chapter name' in the query. Hence the results that may come may not be the one desired by you.

The common mistakes are to include words like 'Respiration' 'Asthmatic' OR 'Fever' 'Night' in framing your query.

### Examples of inappropriate results:

#### 1. For 'Fever at night' in Kent's repertory,

In this case if you type 'Fever' and 'Night' in the query

The rubric that will be recorded "Chill absent, fever without chill: Night:"

#### 2. Similarly 'Respiration Asthmatic' in Complete Repertory,

In this case if you type 'Respiration' 'Asthmatic' in the query

The rubric that will be recorded "Coryza: Annual, hay fever: Asthmatic respiration, with:"

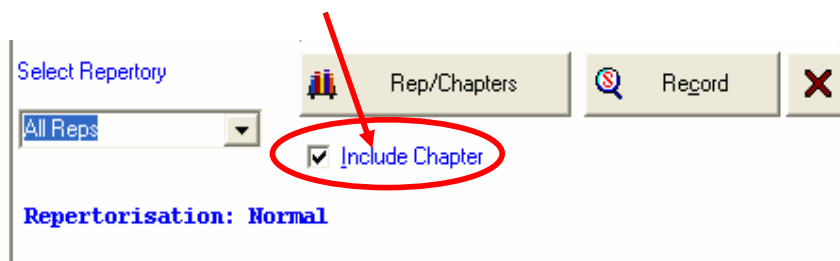
Though both these rubric(s) are absolutely right programmatically (since it includes both the key words) but, it is not the rubric desired by you.

In both the above instances the first words of the query are Chapter Names and do not form a part of a rubric and hence the inappropriate results.

Thus, while searching for specific rubrics related to particular chapter, do not include the chapter name in the query.

### How to solve this difficulty?

First check if the Include Chapter box is checked. If the box is unchecked you may get the inappropriate results.

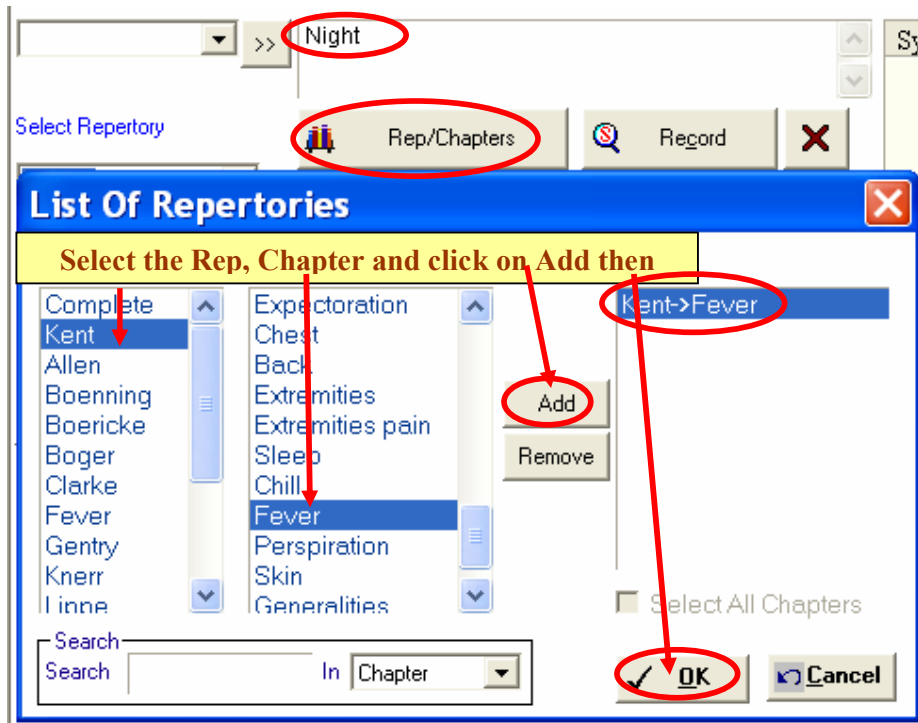


This box should be always checked if you want to include the chapter name also in your query.

Still if you are facing difficulty, search using the method explained below.

#### 1. For 'Fever at night' in Kent's repertory, do not include two words 'Fever' and 'Night' in the query.

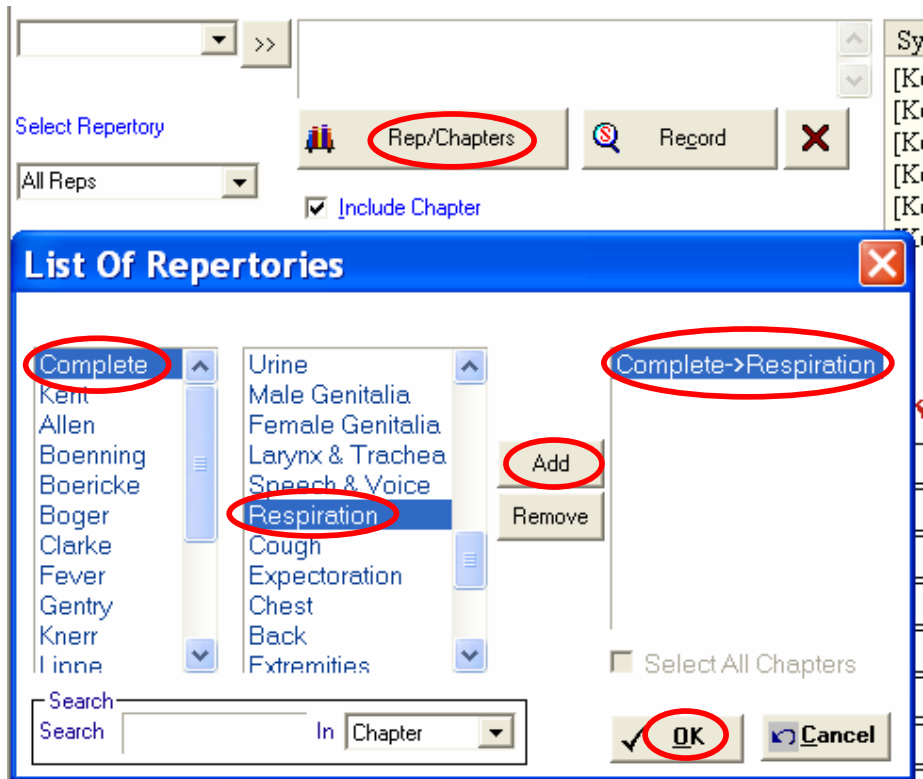
Instead, select the 'Kent' rep & 'Fever' chapter (using the Rep/Chapters button) then click on OK.



Type the word 'Night' in the query box and Click on 'Record'.

2. For 'Respiration Asthmatic' in Complete Repertory, do not include two words 'Respiration' and 'Asthmatic' in the query.

Instead Select Complete Repertory & 'Respiration' chapter (using the Rep/Chapter option).



Type for the word 'Asthmatic' in the query box and Click on 'Record'

The symptom recorded is:  
 [Complete] [Respiration]Asthmatic: Remedies 248.

Try these practice examples:

1. 'Headache from Motion' from Kent Repertory  
 Select 'Kent' repertory and 'Head' chapter. - Type 'Headache Motion' in the query and record it
2. 'Headache from sun' from Complete Repertory  
 Select 'Complete' repertory and 'Head pain' chapter. - Type 'Sun agg' in the query & record it
3. 'Headache before menses' from Complete Repertory  
 Select 'Complete' repertory and 'Head pain' chapter. - Type 'Menses before' in the query and record it
4. 'Headache with vomiting' from complete repertory  
 Select 'Complete' Rep and 'Head pain' chapter. - Type 'Vomiting with' in the query and record it

5. 'Vertigo lying amel' from Complete Repertory  
Select 'Complete' rep and 'Vertigo' chapter. - Type 'Lying amel' in the query and record it
6. 'Ailments from alcohol' from Clarke Repertory  
Select 'Clarke' rep and 'Causation' chapter - Type 'Alcohol' in the query and record it
7. 'Chopped spinach stools' from Complete Repertory  
Select 'Complete' rep and 'Stool' chapter - Type 'Chopped Spinach' in the query
8. 'Acute rheumatic pains of extremities' from Kent Repertory  
Select 'Kent' rep and 'Extremities Pain' chapter - Type 'Pain acute rheumatic' in the query
9. 'Asthma better by sitting in knee chest position' from Complete Repertory  
Select 'Complete' rep and 'Respiration' chapter - Type 'Knee chest amel' in the query

### Conclusion:

Thus when you are looking out for a specific rubric from a specific chapter, do not include the chapter name since it does not form a part of rubric.

In the repertories, 'Aggravation' and 'Amelioration' are abbreviated to agg and amel respectively.

Search for them instead of full names to avoid misrepresentation.

E.g.:

1. For symptom 'Cold air aggravation' -- Simply type in 'Cold Air agg'
2. For symptom 'Eggs aggravate' -- Type in 'Eggs agg'
3. For 'Cold water ameliorates' -- Type in 'Cold water amel'
4. For 'Walking ameliorates' --Type in 'Walking amel'

Avoid common words in the query like 'and', 'in', 'at', 'for', 'on' 'the', etc. since most of the rubrics do not include such common words. The idea is to include only the key words of a symptom.

For e.g.: **discoloration of tongue is white** will be given in the repertory as  
'**discoloration tongue white**'

**OR**

**Perspiration staining the linen** will be given in the repertory as  
'**perspiration staining linen**'.

### Practice Sessions:

**Examples:** In these choosing a specific repertory or chapter is optional as all these rubrics do not include the chapters name in the query. (unless you wish to record it from a specific repertory or chapter), keywords can be directly put in the query and recorded).

1. Dreams anxious
2. Irritability during menses
3. Anger at trifles
4. Weeping easily
5. Concentration difficult
6. Mental aversion to work
7. Delusions ghosts
8. Desires to be magnetized
9. Emotions agg
10. Starting from sleep
11. Dreams dead people
12. Hair fall
13. Acne before menses
14. Catarrh from posterior nares
15. Coryza cold air agg
16. Delirium during fever
17. Tongue discoloration white
18. Diarrhoea children
19. Heartburn eating after
20. Appetite easy satiety
21. Thirst large quantities
22. Asthmatic night
23. Expectoration greenish
24. Expression childish
25. Leucorrhoea offensive
26. Menses dark
27. Retention of urine
28. Walking delay in
29. Development arrested
30. Convulsions delivery after
31. Desires fish
32. Salt agg

**Examples:** In the following examples if the Include chapter box is checked you should get the right rubrics, still if you don't get the desired rubric then, choosing a specific repertory and chapter is essential, as these rubrics contain the chapters name within them.

Chose the relevant specific repertory and its chapter using the Rep/ Chapters button and then type in the keywords to be recorded



Rep/Chapters

1. Head pain from exertion, Select Head pain chapter and type exertion only
2. Head pain better sleep
3. Head pain open air amel
4. Abdomen Pain menses before
5. Perspiration staining the linen
6. Perspiration cold
7. Throat pain swallowing on
8. Throat sensation lump of
9. Throat pain burning
10. Teeth Discoloration black
11. Teeth Pain Cold from
12. Nose Discharge bloody
13. Nose Discharge greenish-yellow
14. Ear Discharges purulent
15. Urine Profuse with headache
16. Abdomen Distention after eating
17. Cough Night agg
18. Cough Dry eating after
19. Cough Loose with expectoration
20. Cough Lying Agg
21. Chest Pain extending to left hand
22. Back Pain exertion agg
23. Back Pain warmth amel

In all of the above e.g. the first words are the chapter names and hence should not be included in the query, simply type in the key words to execute the query.

**CONGRATULATIONS FOR COMPLETING YOUR 7<sup>th</sup> LEVEL OF TRAINING.**

**By this time you explore the software and proceed further. Now that you are aware of the functions of the software it is time for understanding some additional features, in the next level.  
i.e. Assists and additional PMS features, which will help you in your clinical practice.**

\*\*\*\*\*  
\*\*\*\*\*